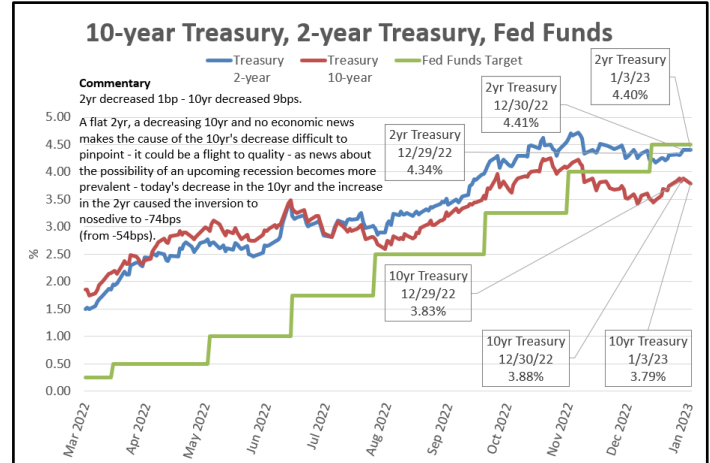


ANNOTATED GRAPHS – Trends – The Week (January 2 – January 6)

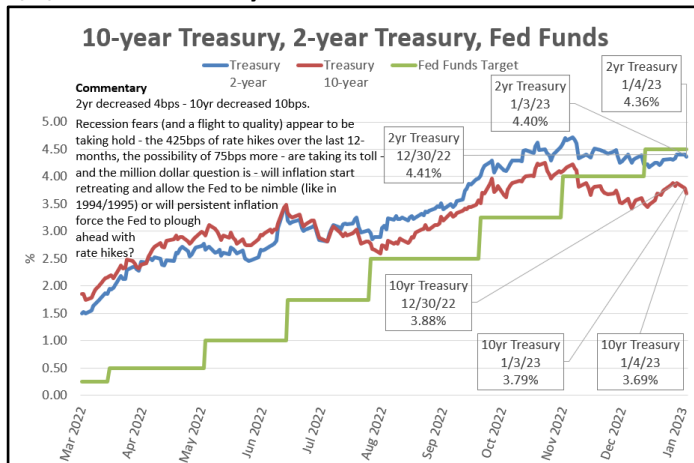
1/2/23 – Monday



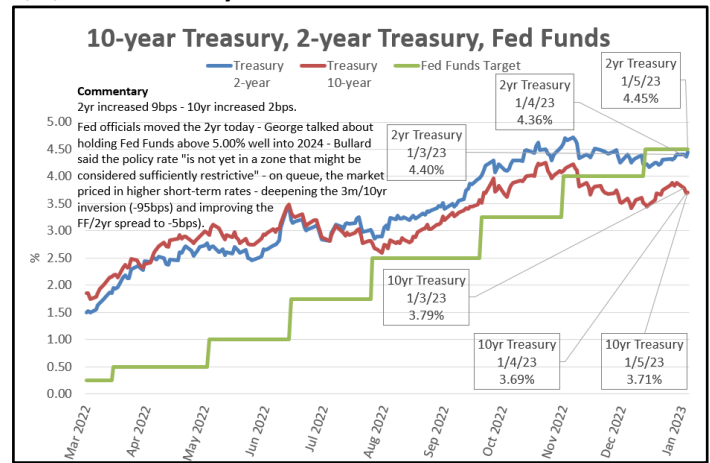
1/3/23 – Tuesday



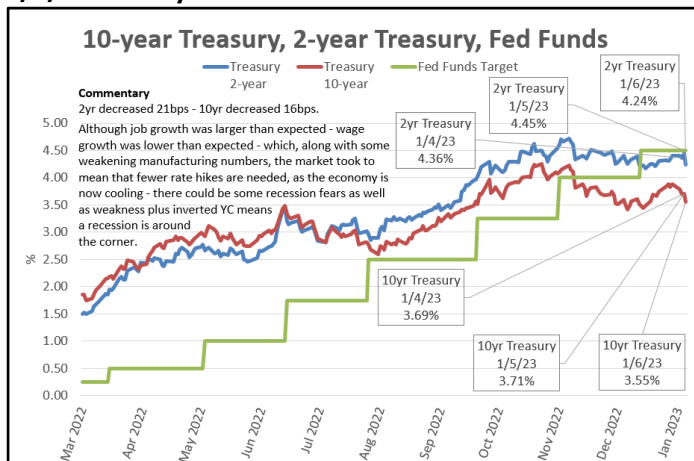
1/4/23 – Wednesday



1/5/23 – Thursday



1/6/23 - Friday



Table

Key Interest Rates	12/30/22	1/3/23	1/4/23	1/5/23	1/6/23	5-Day Change
Fed Funds Target Rate (FFTR)	4.50	4.50	4.50	4.50	4.50	0.00
BSBY - Overnight	4.393	4.410	4.396	4.394	4.385	↓ (0.008)
BSBY - 1-month	4.357	4.339	4.344	4.341	4.346	↓ (0.011)
SOFR - Overnight	4.300	4.310	4.300	4.310	0.000	↑ 0.010
SOFR - 30-Day Average	4.062	4.127	4.143	4.160	4.177	↑ 0.115
SOFR - Term Rate - 1-Month	4.358	4.360	4.364	4.397	4.413	↑ 0.055
US Treasury - 3-Month	4.42	4.53	4.55	4.66	4.67	↑ 0.25
US Treasury - 2-Year	4.41	4.40	4.36	4.45	4.24	↓ (0.17)
US Treasury - 10-Year	3.88	3.79	3.69	3.71	3.55	↓ (0.33)
US Treasury - 20-Year	4.14	4.06	3.97	3.96	3.84	↓ (0.30)
YC Spread - 3-Month / 10-year Treasury	(0.54)	(0.74)	(0.86)	(0.95)	(1.12)	↓ (0.58)
YC Spread - 2-Year / 10-year Treasury	(0.53)	(0.61)	(0.67)	(0.74)	(0.69)	↓ (0.16)

Fed Unfiltered – Sign up for Email Notifications

- Relevant Information for your Decision Making.
- A one-stop-shop for the interviews, speeches and essays of the 19 Fed officials.
- If you want to understand the direction of rates - read what Policymakers are saying, follow their forecasts.