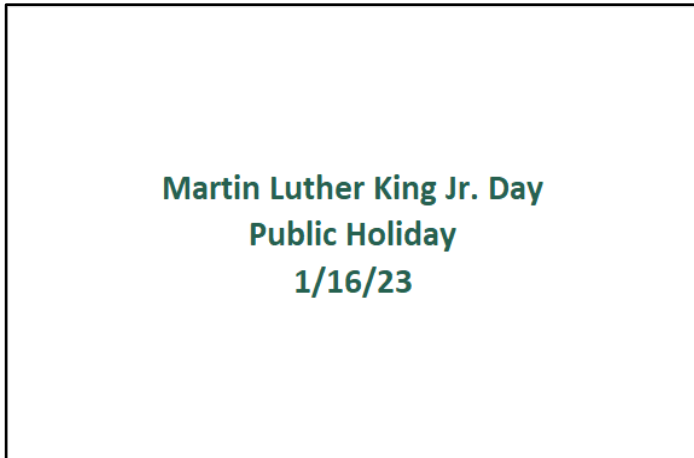
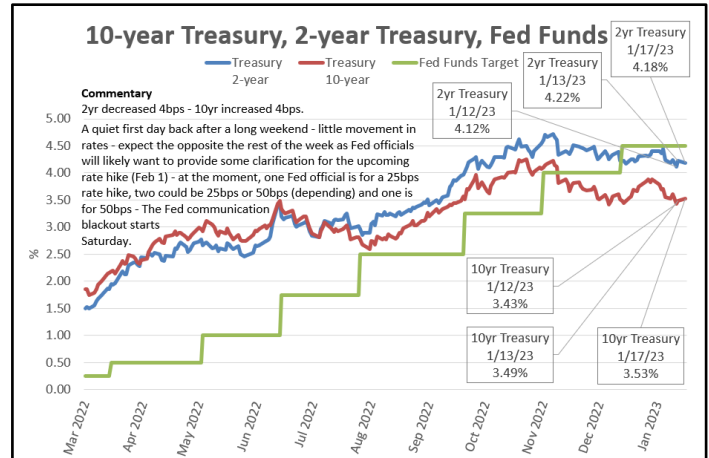


ANNOTATED GRAPHS – Trends – The Week (January 16 – January 20)

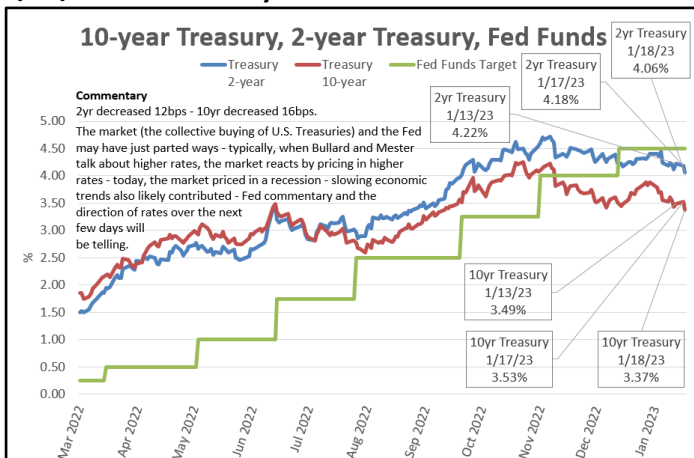
1/16/23 – Monday



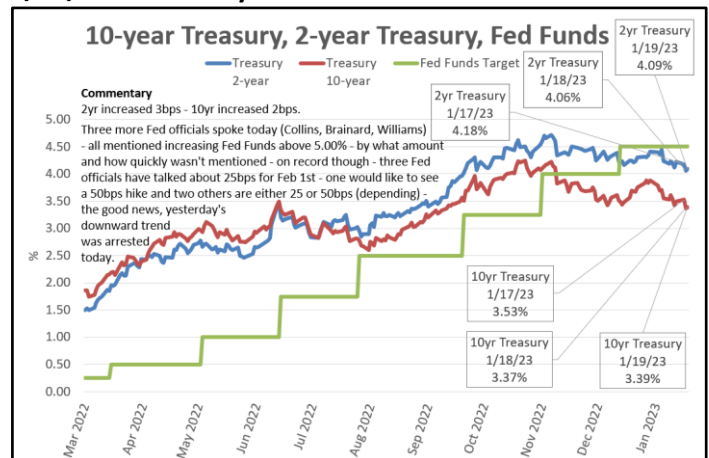
1/17/23 – Tuesday



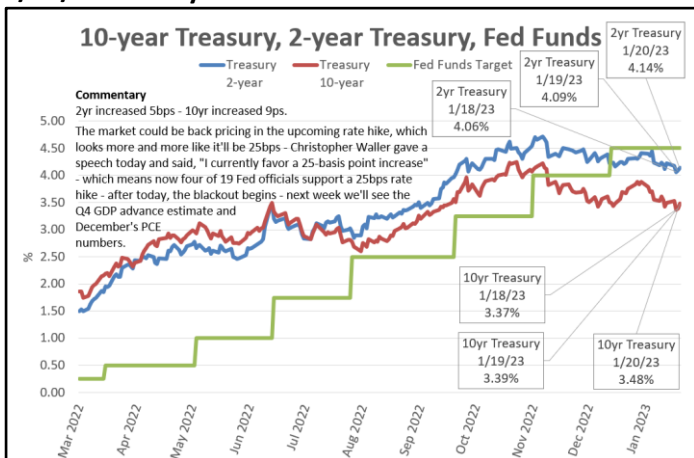
1/18/23 – Wednesday



1/19/23 – Thursday



1/20/23 - Friday



Table

Key Interest Rates	1/13/23	1/17/23	1/18/23	1/19/23	1/20/23	5-Day Change
Fed Funds Target Rate (FFTR)	4.50	4.50	4.50	4.50	4.50	0.00
BSBY - Overnight	4.374	4.375	4.374	4.368	4.359	↓ (0.015)
BSBY - 1-month	4.395	4.390	4.391	4.412	4.450	↑ 0.055
SOFR - Overnight	4.300	4.310	4.300	4.310	0.000	↑ 0.010
SOFR - 30-Day Average	4.295	4.310	4.310	4.310	4.310	↑ 0.015
SOFR - Term Rate - 1-Month	4.483	4.482	4.488	4.512	4.520	↑ 0.037
US Treasury - 3-Month	4.67	4.71	4.69	4.71	4.72	↑ 0.05
US Treasury - 2-Year	4.22	4.18	4.06	4.09	4.14	↓ (0.08)
US Treasury - 10-Year	3.49	3.53	3.37	3.39	3.48	↓ (0.01)
US Treasury - 20-Year	3.79	3.81	3.65	3.69	3.77	↓ (0.02)
YC Spread - 3-Month / 10-year Treasury	(1.18)	(1.18)	(1.32)	(1.32)	(1.24)	↓ (0.06)
YC Spread - 2-Year / 10-year Treasury	(0.73)	(0.65)	(0.69)	(0.70)	(0.66)	↑ 0.07

FedUnfiltered.com – Sign up for Email Notifications

- Relevant Information for your Decision Making.
- A one-stop-shop for the interviews, speeches and essays of the 19 Fed officials.
- If you want to understand the direction of rates - read what Policymakers are saying, follow their forecasts.