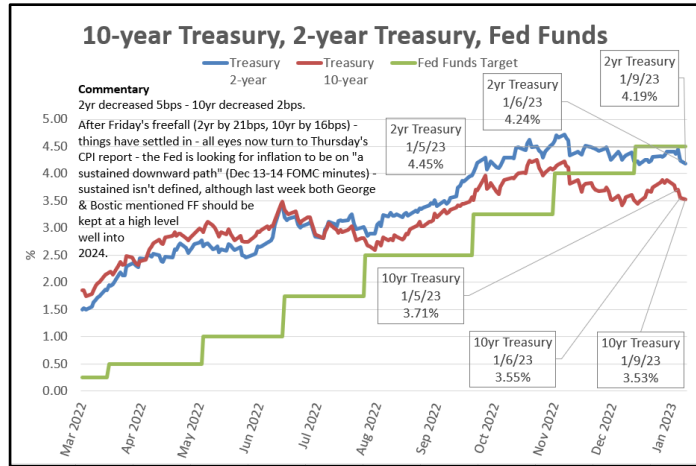
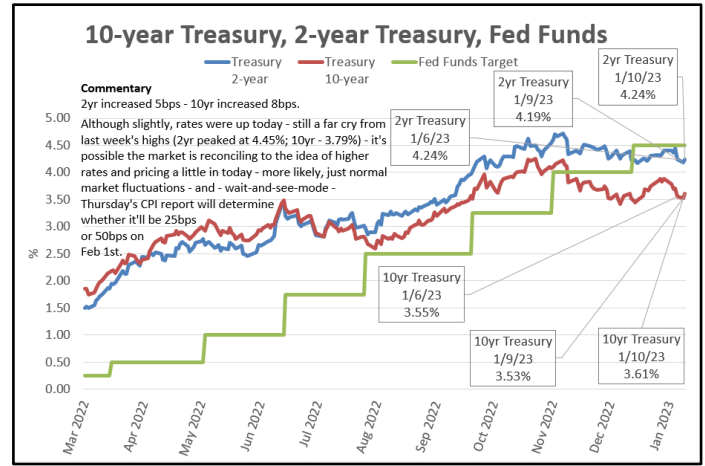


ANNOTATED GRAPHS – Trends – The Week (January 9 – January 13)

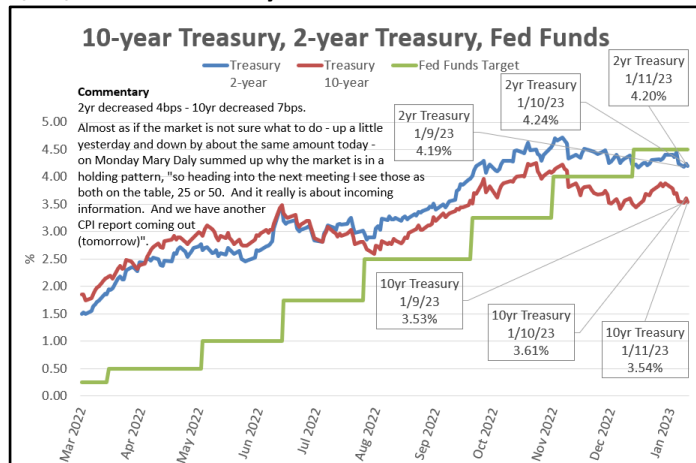
1/9/23 – Monday



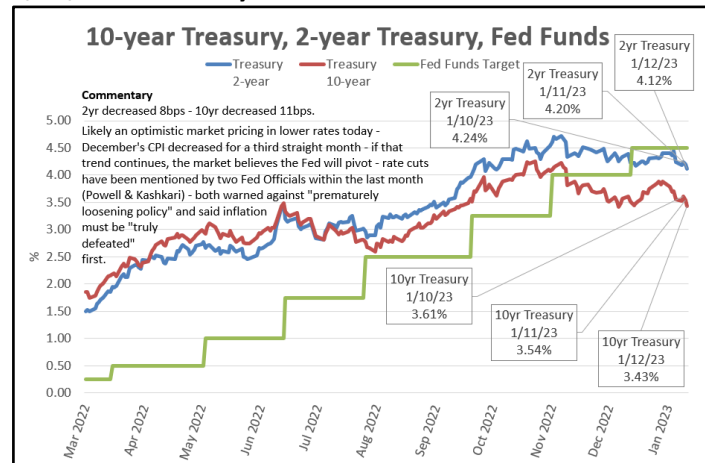
1/10/23 – Tuesday



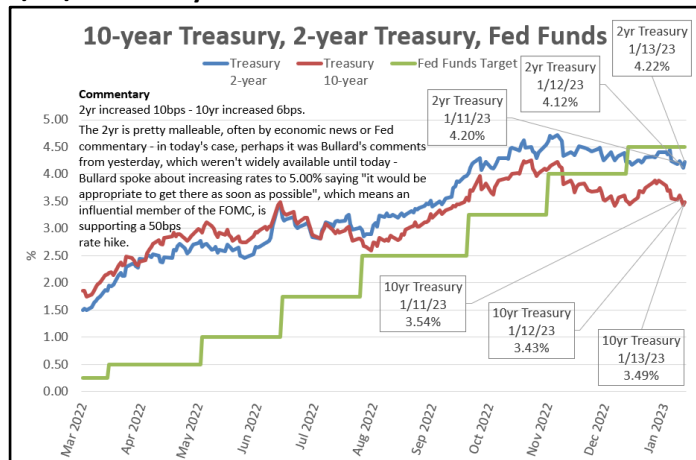
1/11/23 – Wednesday



1/12/23 – Thursday



1/13/23 - Friday



Table

Key Interest Rates	1/9/23	1/10/23	1/11/23	1/12/23	1/13/23	5-Day Change
Fed Funds Target Rate (FFTR)	4.50	4.50	4.50	4.50	4.50	0.00
BSBY - Overnight	4.390	4.388	4.380	4.378	4.374	↓ (0.016)
BSBY - 1-month	4.357	4.364	4.376	4.390	4.395	↑ 0.038
SOFR - Overnight	4.310	4.310	4.300	4.300	0.000	↓ (0.010)
SOFR - 30-Day Average	4.228	4.245	4.262	4.279	4.295	↑ 0.068
SOFR - Term Rate - 1-Month	4.430	4.430	4.434	4.478	4.483	↑ 0.053
US Treasury - 3-Month	4.70	4.73	4.72	4.66	4.67	↓ (0.03)
US Treasury - 2-Year	4.19	4.24	4.20	4.12	4.22	↑ 0.03
US Treasury - 10-Year	3.53	3.61	3.54	3.43	3.49	↓ (0.04)
US Treasury - 20-Year	3.83	3.91	3.84	3.73	3.79	↓ (0.04)
YC Spread - 3-Month / 10-year Treasury	(1.17)	(1.12)	(1.18)	(1.23)	(1.18)	↓ (0.01)
YC Spread - 2-Year / 10-year Treasury	(0.66)	(0.63)	(0.66)	(0.69)	(0.73)	↓ (0.07)

- Relevant Information for your Decision Making.
- A one-stop-shop for the interviews, speeches and essays of the 19 Fed officials.
- If you want to understand the direction of rates - read what Policymakers are saying, follow their forecasts.