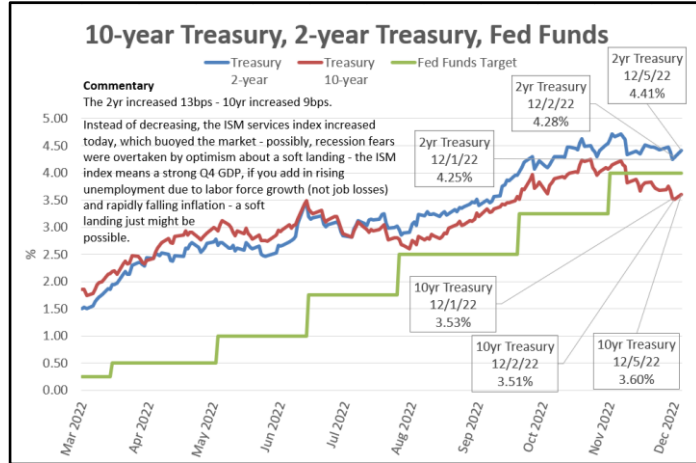
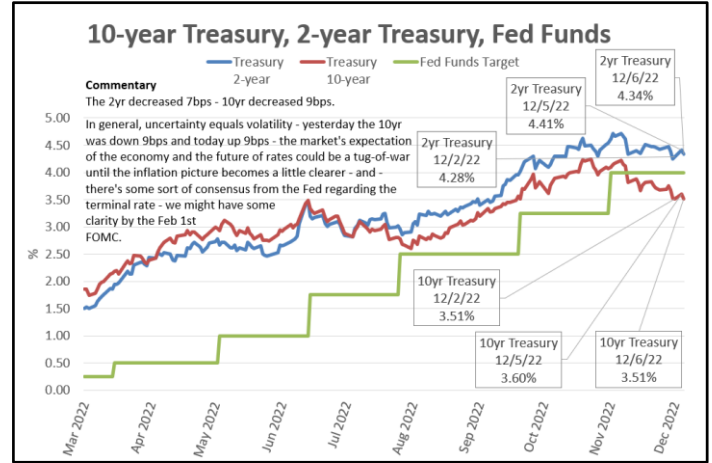


ANNOTATED GRAPHS – Trends – The Week (December 5 – December 9)

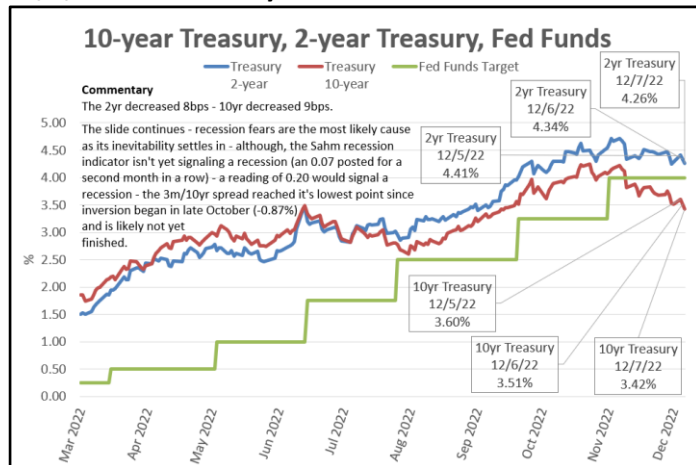
12/5/22 – Monday



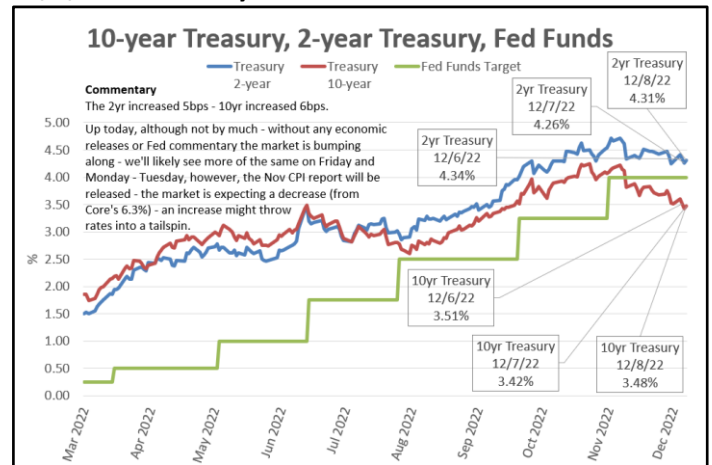
12/6/22 – Tuesday



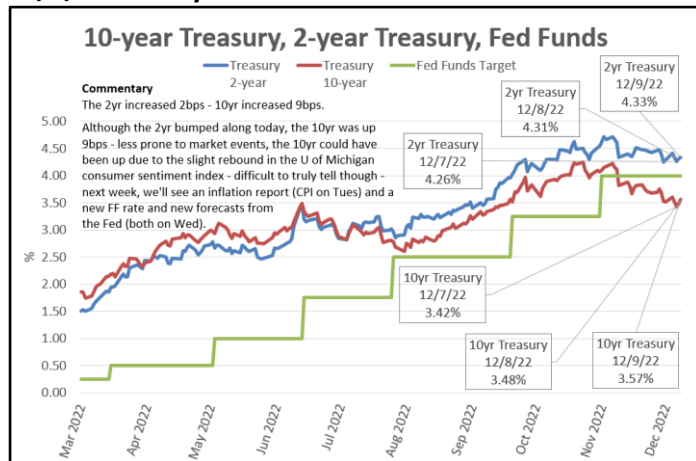
12/7/22 – Wednesday



12/8/22 – Thursday



12/9/22 - Friday



Table

Key Interest Rates	12/5/22	12/6/22	12/7/22	12/8/22	12/9/22	5-Day Change
Fed Funds Target Rate (FFTR)	4.00	4.00	4.00	4.00	4.00	0.00
BSBY - Overnight	3.873	3.870	3.871	3.872	3.872	↓ (0.001)
BSBY - 1-month	4.020	4.027	4.060	4.064	4.136	↑ 0.116
SOFR - Overnight	3.810	3.800	3.800	3.800	0.000	↓ (0.010)
SOFR - 30-Day Average	3.803	3.803	3.803	3.804	3.805	↑ 0.002
SOFR - Term Rate - 1-Month	4.217	4.225	4.234	4.283	4.298	↑ 0.081
US Treasury - 3-Month	4.36	4.37	4.29	4.28	4.31	↓ (0.05)
US Treasury - 2-Year	4.41	4.34	4.26	4.31	4.33	↓ (0.08)
US Treasury - 10-Year	3.60	3.51	3.42	3.48	3.57	↓ (0.03)
US Treasury - 20-Year	3.84	3.77	3.66	3.71	3.82	↓ (0.02)
YC Spread - 3-Month / 10-year Treasury	(0.76)	(0.86)	(0.87)	(0.80)	(0.74)	↑ 0.02
YC Spread - 2-Year / 10-year Treasury	(0.81)	(0.83)	(0.84)	(0.83)	(0.76)	↑ 0.05

- Fed Commentary, Pundit Free.
- A one-stop-shop for the interviews, speeches and essays of the 19 Fed officials.
- If you want to understand the direction of rates - read what Policymakers are saying, follow their forecasts.