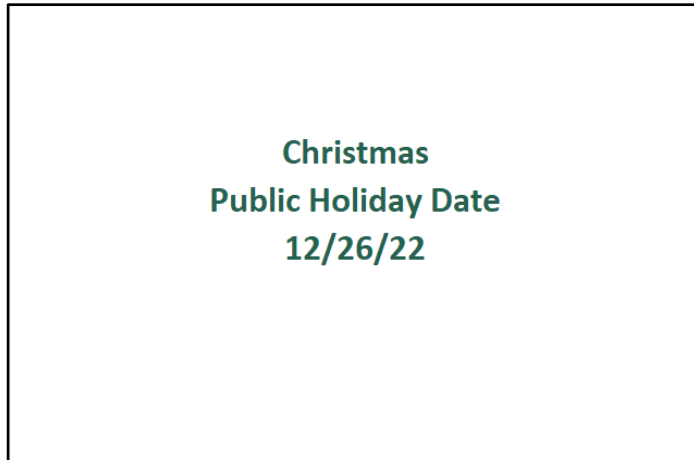
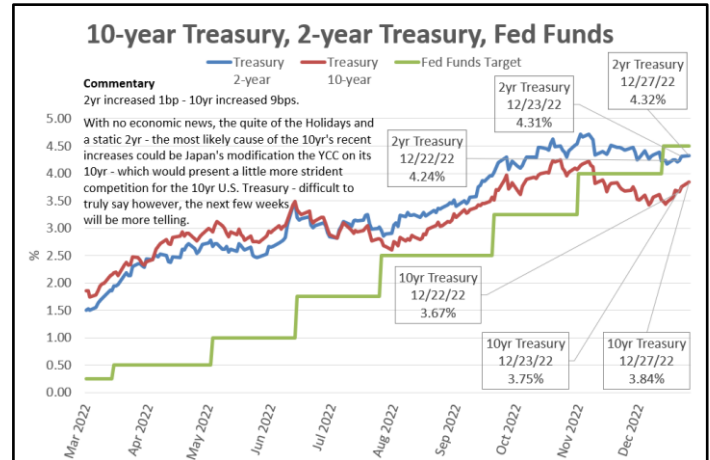


## ANNOTATED GRAPHS – Trends – The Week (December 26 – December 30)

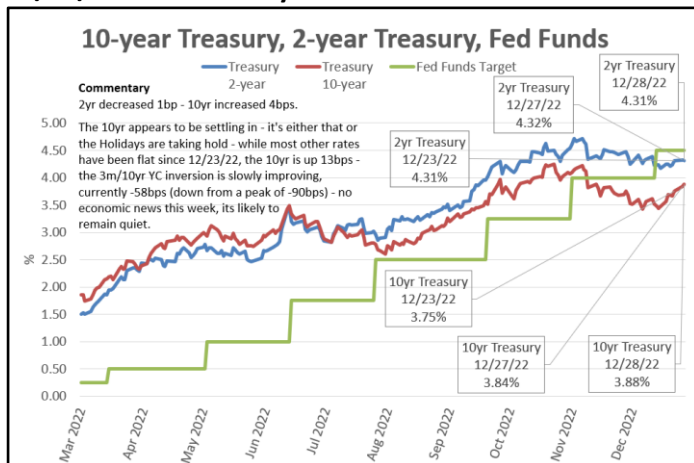
12/26/22 – Monday



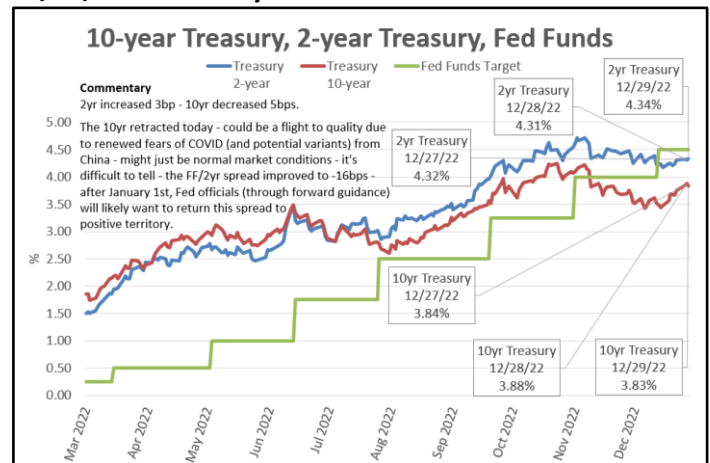
12/27/22 – Tuesday



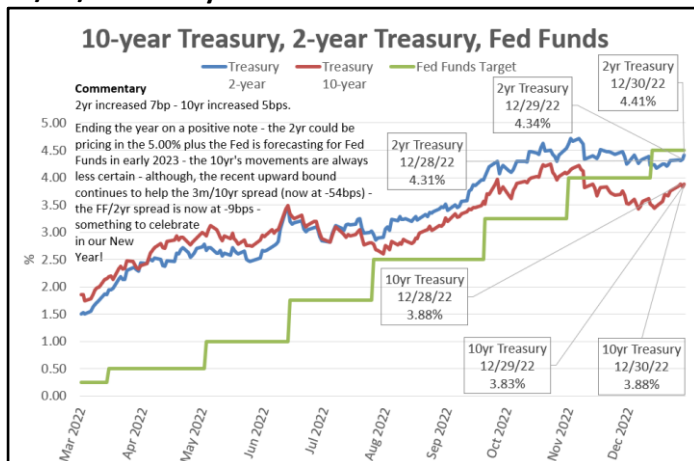
12/28/22 – Wednesday



12/29/22 – Thursday



12/30/22 - Friday



Table

Key Interest Rates	12/23/22	12/27/22	12/28/22	12/29/22	12/30/22	5-Day Change
Fed Funds Target Rate (FFTR)	4.50	4.50	4.50	4.50	4.50	0.00
BSBY - Overnight	4.384	4.386	4.390	4.393	4.393	↑ 0.009
BSBY - 1-month	4.324	4.340	4.373	4.373	4.357	↑ 0.032
SOFR - Overnight	4.300	4.300	4.300	4.300	0.000	0.000
SOFR - 30-Day Average	3.944	4.012	4.029	4.045	4.062	↑ 0.117
SOFR - Term Rate - 1-Month	4.323	4.322	4.323	4.334	4.358	↑ 0.035
US Treasury - 3-Month	4.34	4.46	4.46	4.45	4.42	↑ 0.08
US Treasury - 2-Year	4.31	4.32	4.31	4.34	4.41	↑ 0.10
US Treasury - 10-Year	3.75	3.84	3.88	3.83	3.88	↑ 0.13
US Treasury - 20-Year	3.99	4.10	4.13	4.09	4.14	↑ 0.15
YC Spread - 3-Month / 10-year Treasury	(0.59)	(0.62)	(0.58)	(0.62)	(0.54)	↑ 0.05
YC Spread - 2-Year / 10-year Treasury	(0.56)	(0.48)	(0.43)	(0.51)	(0.53)	↑ 0.03

### Fed Unfiltered – Sign up for Email Notifications

- Relevant Information for your Decision Making.
- A one-stop-shop for the interviews, speeches and essays of the 19 Fed officials.
- If you want to understand the direction of rates - read what Policymakers are saying, follow their forecasts.