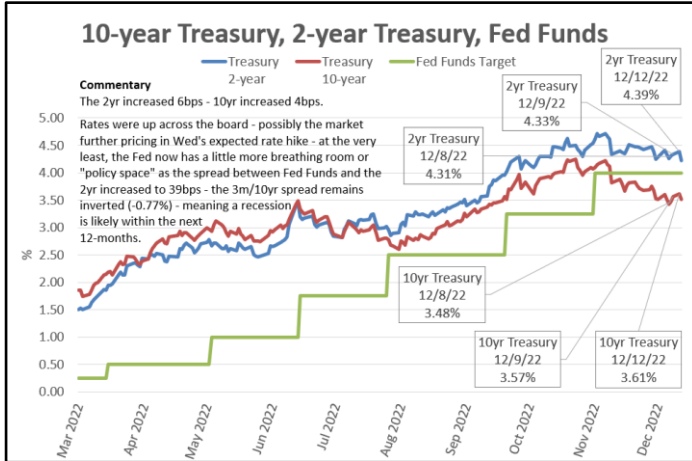
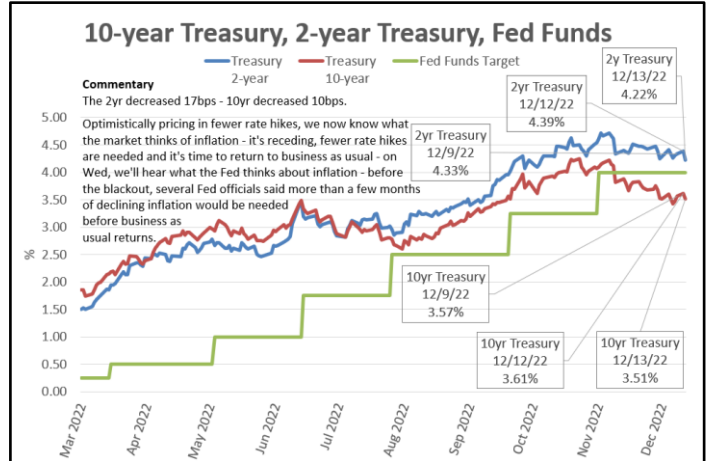


ANNOTATED GRAPHS – Trends – The Week (December 12 – December 16)

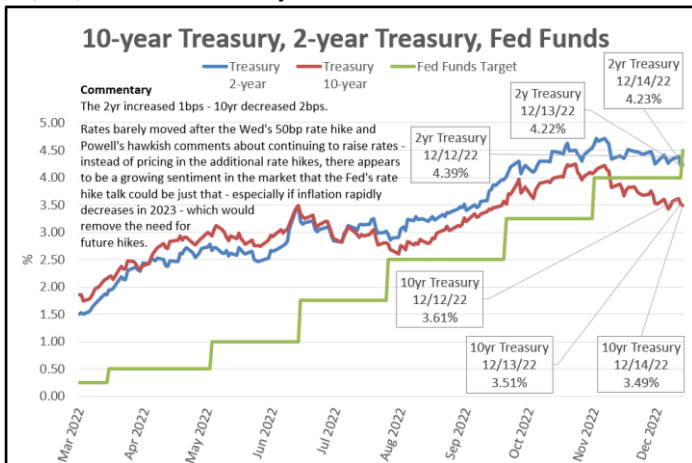
12/12/22 – Monday



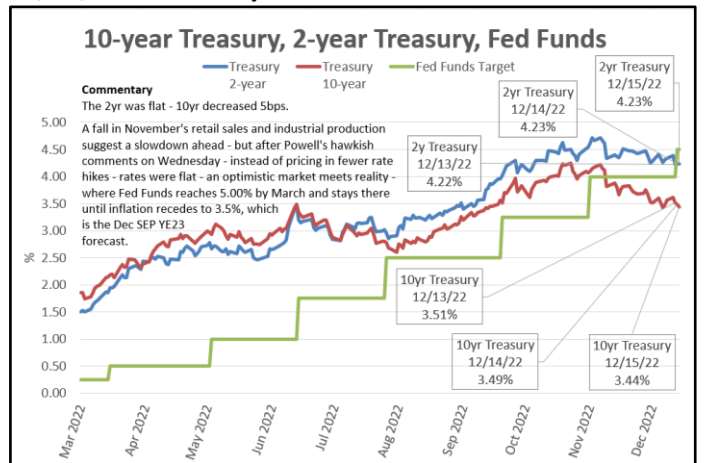
12/13/22 – Tuesday



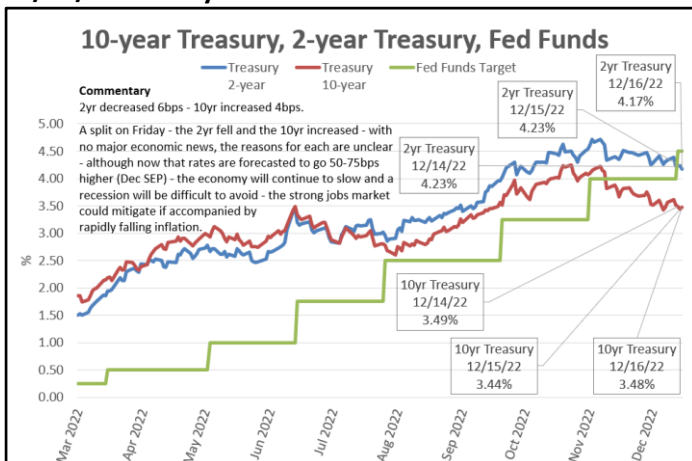
12/14/22 – Wednesday



12/15/22 – Thursday



12/16/22 - Friday



Table

Key Interest Rates	12/12/22	12/13/22	12/14/22	12/15/22	12/16/22	5-Day Change
Fed Funds Target Rate (FFTR)	4.00	4.00	4.50	4.50	4.50	↑ 0.50
BSBY - Overnight	3.873	3.868	3.865	3.869	3.976	↑ 0.103
BSBY - 1-month	4.149	4.181	4.201	4.242	4.264	↑ 0.115
SOFR - Overnight	3.800	3.800	3.800	4.320	0.000	↑ 0.520
SOFR - 30-Day Average	3.807	3.807	3.808	3.808	3.826	↑ 0.019
SOFR - Term Rate - 1-Month	4.317	4.336	4.326	4.325	4.321	↑ 0.004
US Treasury - 3-Month	4.38	4.35	4.33	4.34	4.31	↓ (0.07)
US Treasury - 2-Year	4.39	4.22	4.23	4.23	4.17	↓ (0.22)
US Treasury - 10-Year	3.61	3.51	3.49	3.44	3.48	↓ (0.13)
US Treasury - 20-Year	3.84	3.74	3.74	3.69	3.73	↓ (0.11)
YC Spread - 3-Month / 10-year Treasury	(0.77)	(0.84)	(0.84)	(0.90)	(0.83)	↓ (0.06)
YC Spread - 2-Year / 10-year Treasury	(0.78)	(0.71)	(0.74)	(0.79)	(0.69)	↑ 0.09

- Fed Commentary, Pundit Free.
- A one-stop-shop for the interviews, speeches and essays of the 19 Fed officials.
- If you want to understand the direction of rates - read what Policymakers are saying, follow their forecasts.