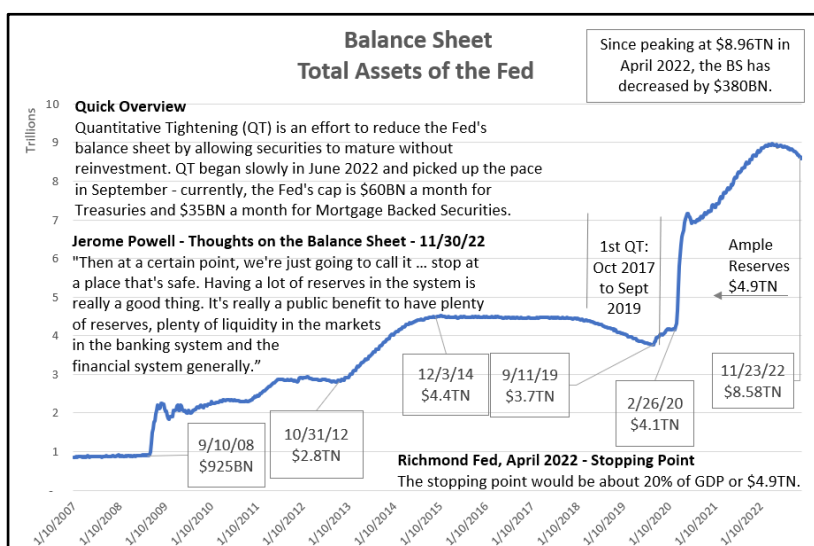
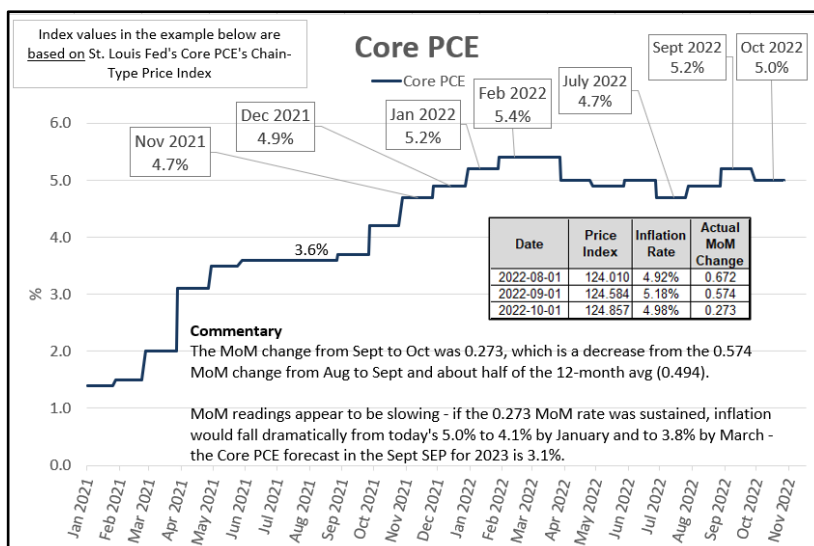
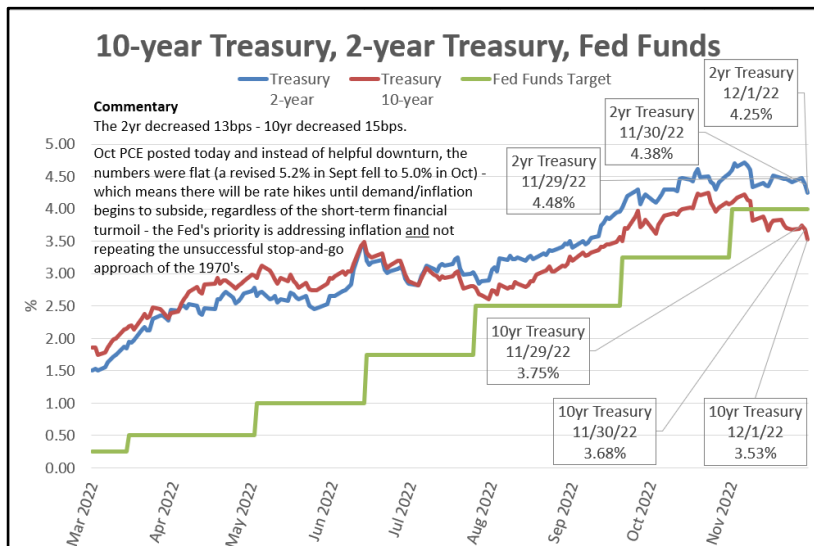


| Key Interest Rates                            | 11/30/22 | 12/1/22 | Change   |
|---|----------|---------|----------|
| BSBY - 1-month                                | 3.97     | 3.99    | ↑ 0.02   |
| SOFR - Term Rate - 1-Month (CME Term SOFR)    | 4.13     | 4.18    | ↑ 0.05   |
| US Treasury - 3-Month                         | 4.37     | 4.33    | ↓ (0.04) |
| US Treasury - 2-Year                          | 4.38     | 4.25    | ↓ (0.13) |
| US Treasury - 10-Year                         | 3.68     | 3.53    | ↓ (0.15) |
| 3-Month / 10-year Treasury Yield Curve Spread | (0.69)   | (0.80)  | ↓ (0.11) |
| 2-Year / 10-year Treasury Yield Curve Spread  | (0.70)   | (0.72)  | ↓ (0.02) |



### The Daily Trends Commentary is a Best Guess

Treasury rates reflect a lot of different conditions, including: (1) where people expect the economy to go; (2) where they expect interest rates to go; and (3) the amount of risk they associate with the uncertainty of #1 and #2.

Fed Unfiltered – Subscribe for \$25.00 a Year

- Fed Commentary, Pundit Free.
- A one-stop-shop for the interviews, speeches and essays of the 19 Fed officials.
- If you want to understand the direction of rates - read what Policymakers are saying, follow their forecasts.