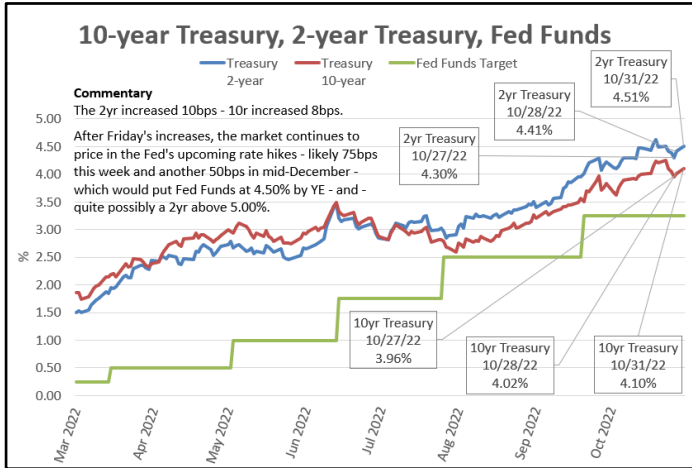
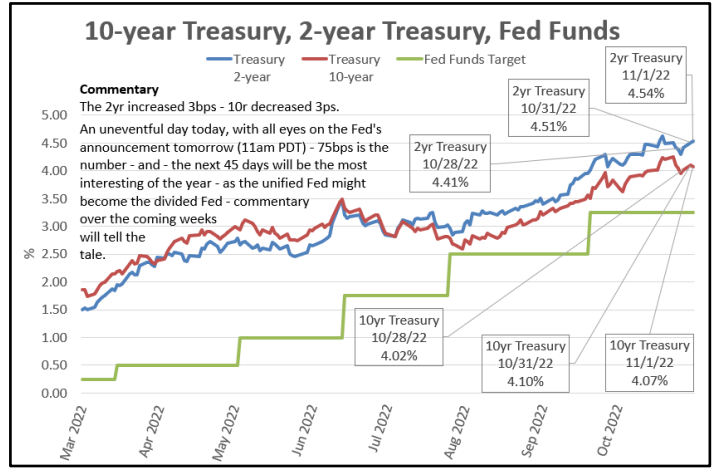


Daily Trends – The Week (October 31st thru November 4th)

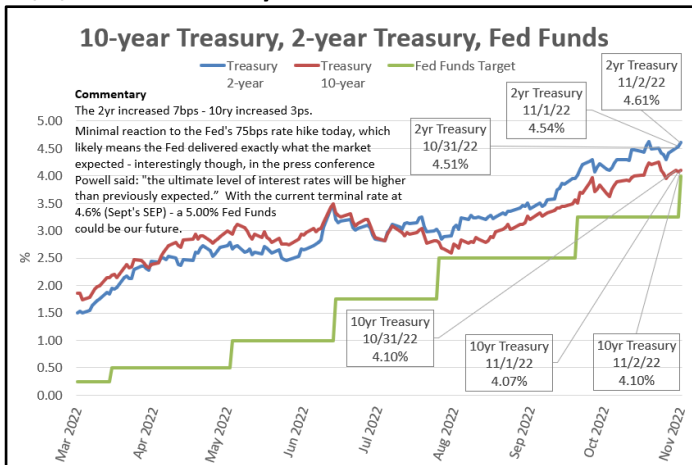
10/31/22 – Monday



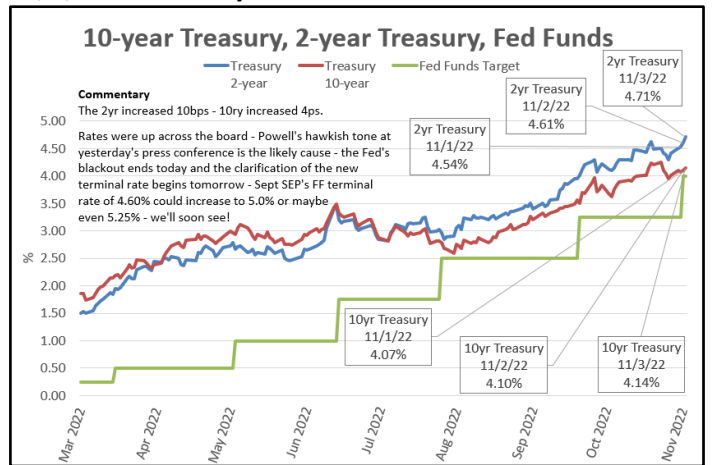
11/1/22 – Tuesday



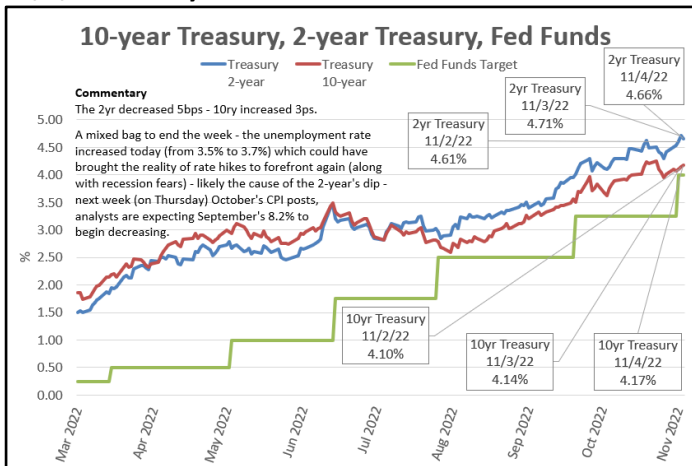
11/2/22 – Wednesday



11/3/22 – Thursday



11/4/22 - Friday



Table

Key Interest Rates	10/31/22	11/1/22	11/2/22	11/3/22	11/4/22	5-Day Change
Fed Funds Target Rate (FFTR)	3.25	3.25	4.00	4.00	4.00	↑ 0.75
BSBY - Overnight	3.099	3.109	3.111	3.117	3.228	↑ 0.129
BSBY - 1-month	3.634	3.657	3.732	3.803	3.840	↑ 0.206
SOFR - Overnight	3.050	3.050	3.050	3.800	0.000	↑ 0.750
SOFR - 30-Day Average	3.037	3.040	3.042	3.044	3.069	↑ 0.032
SOFR - Term Rate - 1-Month	3.761	3.786	3.782	3.794	3.807	↑ 0.046
US Treasury - 3-Month	4.22	4.23	4.22	4.25	4.21	↓ (0.01)
US Treasury - 2-Year	4.51	4.54	4.61	4.71	4.66	↑ 0.15
US Treasury - 10-Year	4.10	4.07	4.10	4.14	4.17	↑ 0.07
US Treasury - 20-Year	4.44	4.37	4.41	4.42	4.49	↑ 0.05
YC Spread - 3-Month / 10-year Treasury	(0.12)	(0.16)	(0.12)	(0.11)	(0.04)	↑ 0.08
YC Spread - 2-Year / 10-year Treasury	(0.41)	(0.47)	(0.51)	(0.57)	(0.49)	↓ (0.08)

Fed Unfiltered – Subscribe for \$25.00 a Year

- We are dedicated to reporting on the Federal Reserve Board and the 12 Districts.
- Instead of reading a third-party analysis, read exactly what the Fed says about rates and economic conditions.
- Search a growing database of Fed commentary and receive a Weekly Report outlining the week's key info.